









WatchTrace

Daily Visitor Report - www.abc.com






Summary

-  Date: September 19, 2025 (UTC)
-  Reporting window: Sep 19 00:00–23:59 UTC
-  Total Visits: 64
-  Top Pages: /api-docs, /about, /pricing
-  Avg Time Spent: 7 min 10 sec
-  Bounce Rate: 0%



Insights




-  Visitors spend an average of 7 minutes on your site - excellent engagement!
-  Low bounce rate of 0% shows strong content relevance.
-  Consider highlighting your technical capabilities and innovation.






-  **Sample Report for ABC Ltd**

This is a sample report showing what your analytics would look like with WatchTrace. Real data would provide actual visitor behavior and engagement patterns for www.abc.com.













Traffic Sources

1. Twitter  18 (28%)
2. crunchbase.com  8 (13%)
3. github.com  8 (13%)

4. stackoverflow.com  8 (13%)
5. news.ycombinator.com  7 (11%)
6. LinkedIn  6 (9%)
7. techcrunch.com  6 (9%)
8. Google  3 (5%)

Visitors by Country


1.  United States  33 (52%)
2.  Canada  8 (13%)
3.  NL  7 (11%)
4.  SE  6 (9%)
5.  United Kingdom  6 (9%)


Visitors by Local Region

1. Boston (US)  10 (16%)
2. Toronto (CA)  8 (13%)
3. Austin (US)  8 (13%)
4. Amsterdam (NL)  7 (11%)
5. Stockholm (SE)  6 (9%)

Top Visitors by Time Spent

Visitor #1


 IP Address: 37.240.181.xxx


 Country: US

 Region: New York

 Time Spent: 13 min 58 sec

Visitor #2


 IP Address: 114.46.63.xxx


 Country: DE

 Region: Berlin

 Time Spent: 13 min 34 sec

Visitor #3

 IP Address: 41.193.13.xxx


 Country: US

 Region: Boston

 Time Spent: 13 min 31 sec

Visitor #4


 IP Address: 239.106.247.xxx


 Country: CA

 Region: Toronto

 Time Spent: 13 min 28 sec

Visitor #5


 IP Address: 131.24.117.xxx


 Country: US

 Region: New York

 Time Spent: 13 min 28 sec

Visitor #6


 IP Address: 17.141.245.xxx


 Country: DE

 Region: Berlin

 Time Spent: 13 min 20 sec

Visitor #7


 IP Address: 115.205.69.xxx


 Country: US

 Region: Seattle

 Time Spent: 13 min 1 sec

Visitor #8

 IP Address: 115.195.127.xxx


 Country: US

 Region: San Francisco Bay Area

 Time Spent: 12 min 55 sec

Visitor #9

 IP Address: 246.192.63.xxx


 Country: CA


 Region: Toronto

 Time Spent: 12 min 54 sec

Visitor #10

 IP Address: 154.130.37.xxx

 Country: US

 Region: Seattle

 Time Spent: 12 min 39 sec